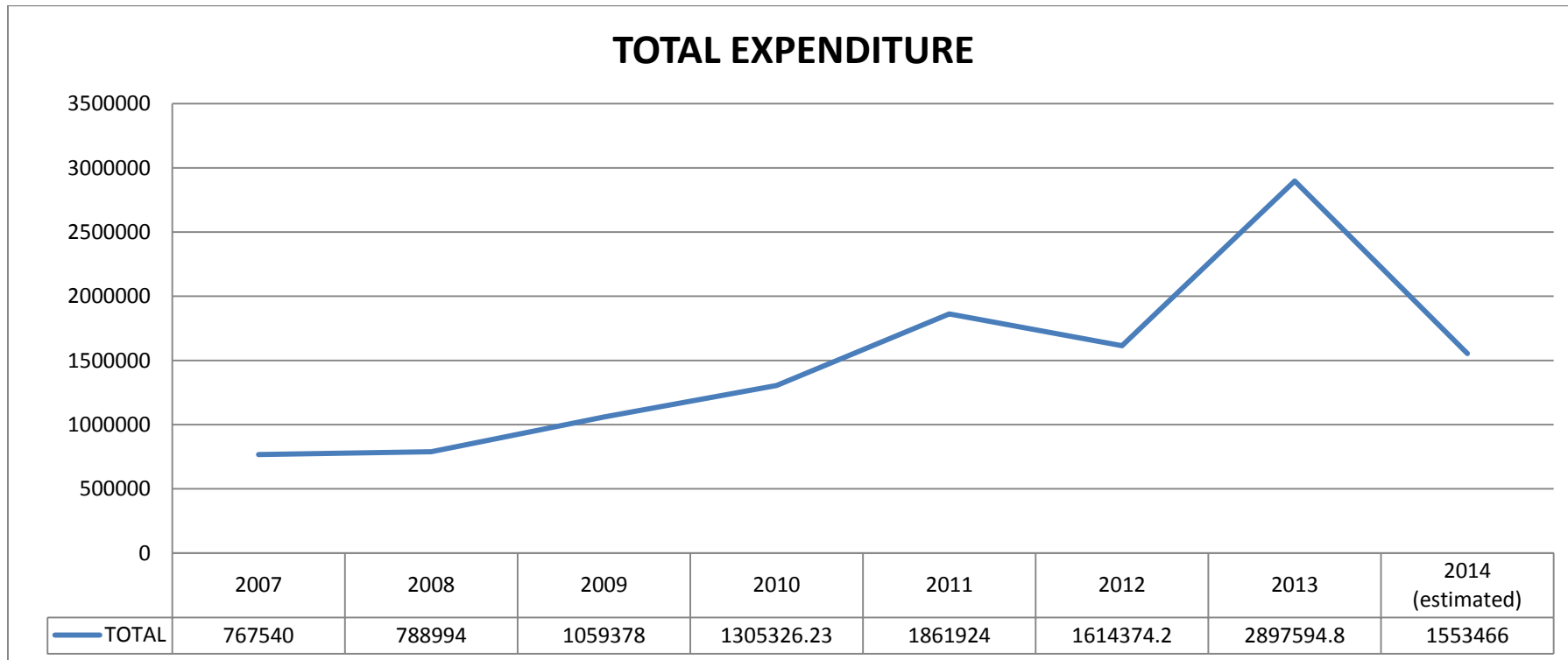
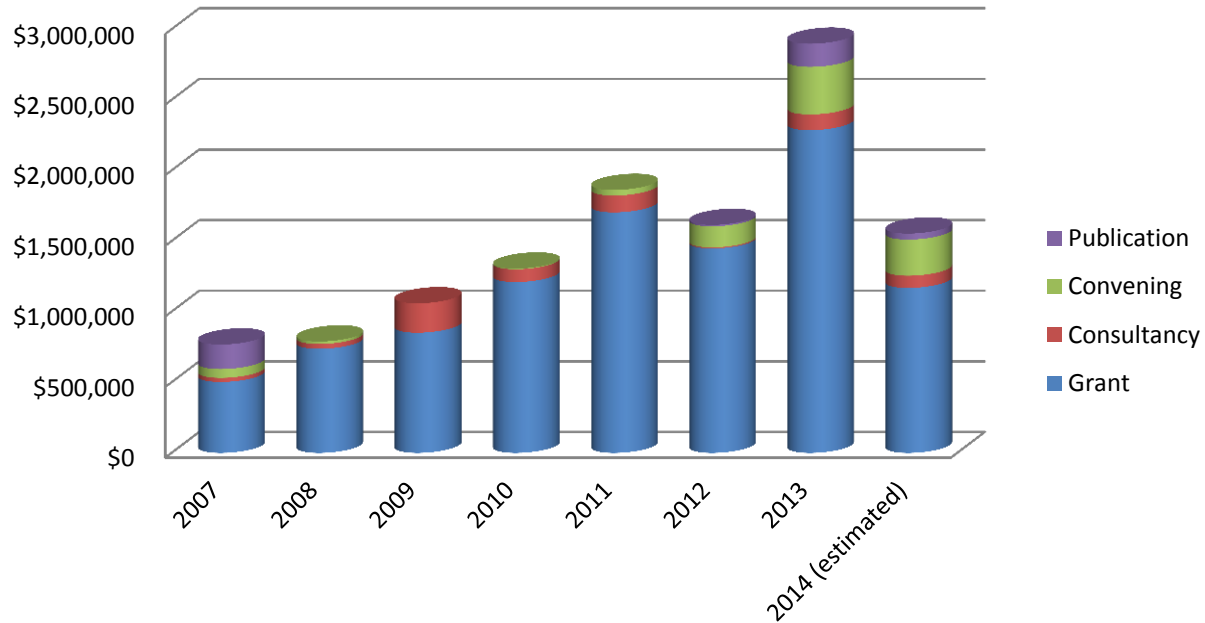


## Access to Justice Work for People Living with HIV, Sex Workers, and People Who Use Drugs

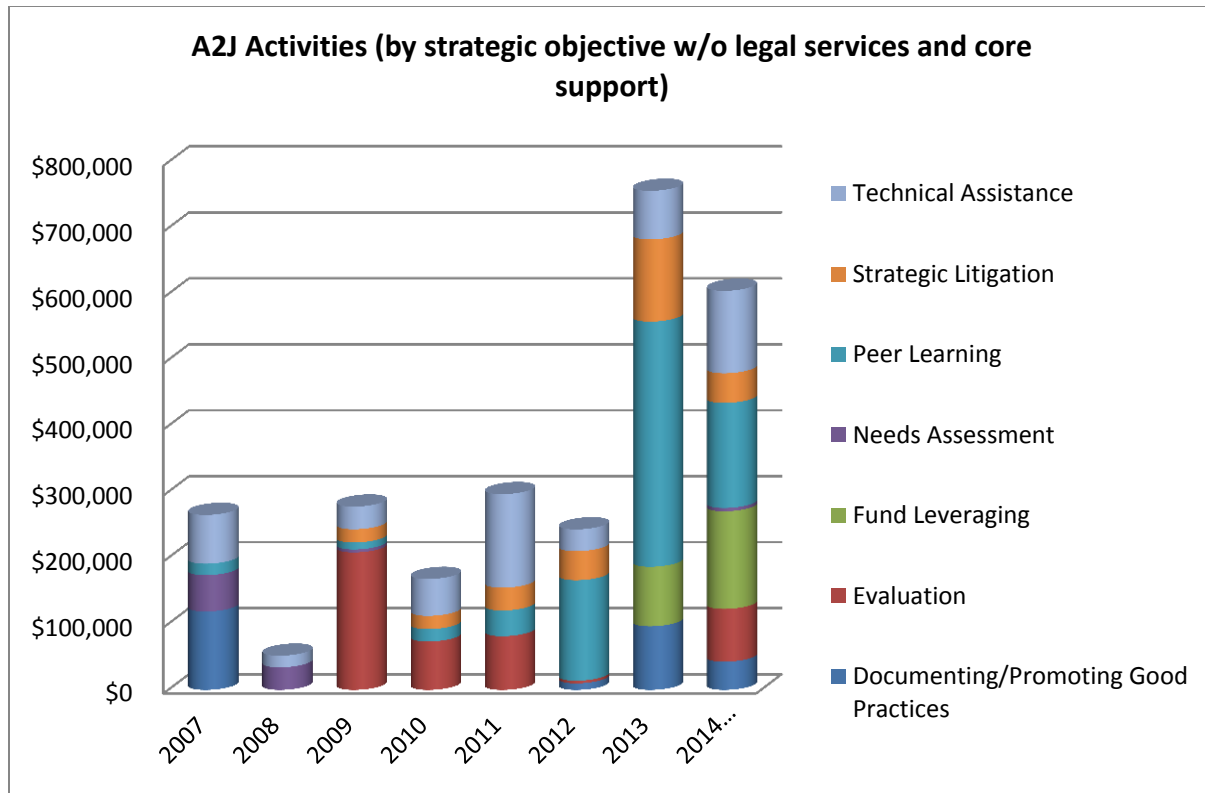


### Summary of A2J Activities (by type of expense)



### Summary of A2J Activities (by type of expense)

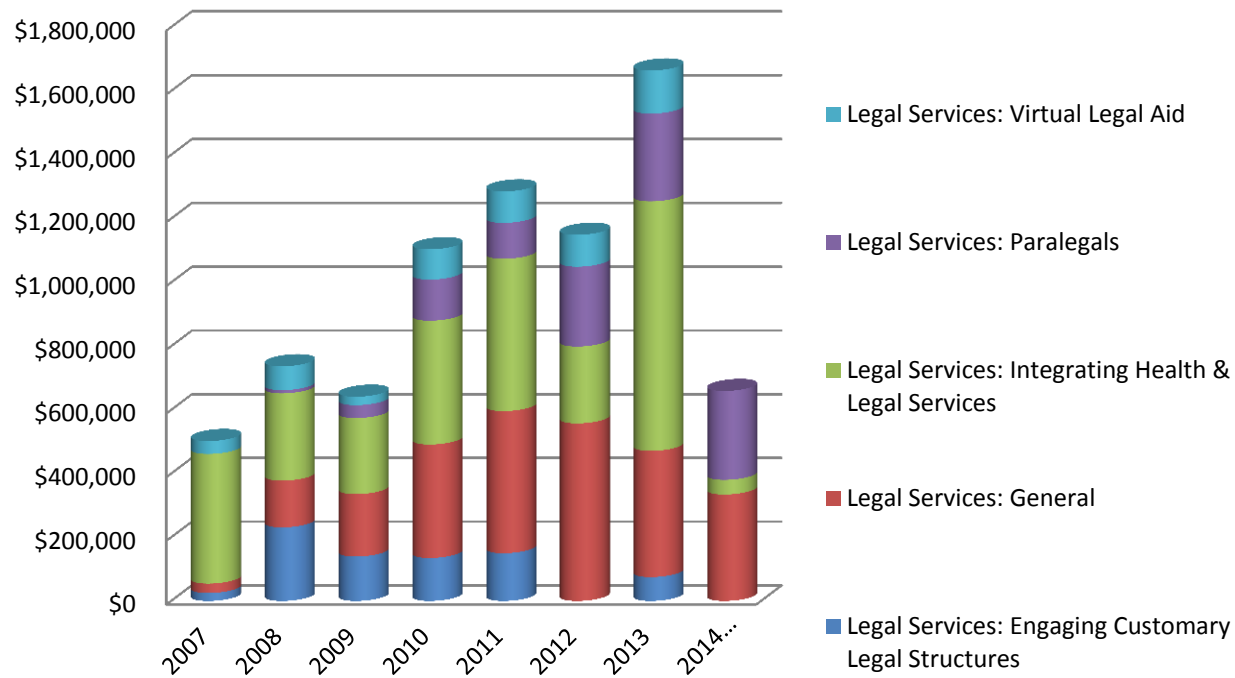
	2007	2008	2009	2010	2011	2012	2013	2014 (estimated)	TOTAL
Grant	\$502,366	\$737,111	\$851,170	\$1,210,072	\$1,703,553	\$1,448,074	\$2,285,671	\$1,168,550	\$9,906,567
Consultancy	\$28,900	\$34,173	\$208,208	\$90,254	\$118,879	\$7,300	\$111,190	\$86,000	\$684,904
Convening	\$62,333	\$17,710		\$5,000	\$39,492	\$149,000	\$336,803	\$256,210	\$866,548
Publication	\$173,941					\$10,000	\$163,931	\$42,706	\$390,578
<b>TOTAL</b>	<b>\$767,540</b>	<b>\$788,994</b>	<b>\$1,059,378</b>	<b>\$1,305,326</b>	<b>\$1,861,924</b>	<b>\$1,614,374</b>	<b>\$2,897,595</b>	<b>\$1,553,466</b>	<b>\$11,848,597</b>



**Summary of A2J Activities (by strategic objective w/o legal services and core support)**

	2007	2008	2009	2010	2011	2012	2013	2014 (estimated)	TOTAL
Documenting/Promoting Good Practices	\$118,795					\$10,000	\$96,431	\$42,706	\$267,932
Evaluation			\$208,438	\$73,356	\$81,419	\$4,000		\$80,000	\$447,213
Fund Leveraging							\$90,190	\$148,000	\$238,190
Needs Assessment	\$55,146	\$34,173	\$4,500					\$5,000	\$98,819
Peer Learning	\$17,333		\$10,532	\$18,876	\$38,992	\$152,300	\$371,617	\$159,210	\$768,860
Strategic Litigation			\$20,000	\$20,000	\$34,490	\$44,000	\$124,650	\$45,000	\$288,140
Technical Assistance	\$73,900	\$17,710	\$34,378	\$55,952	\$141,813	\$33,000	\$73,686	\$125,000	\$555,439
<b>TOTAL</b>	<b>\$265,174</b>	<b>\$51,883</b>	<b>\$277,848</b>	<b>\$168,184</b>	<b>\$296,714</b>	<b>\$243,300</b>	<b>\$756,574</b>	<b>\$604,916</b>	<b>\$2,664,593</b>

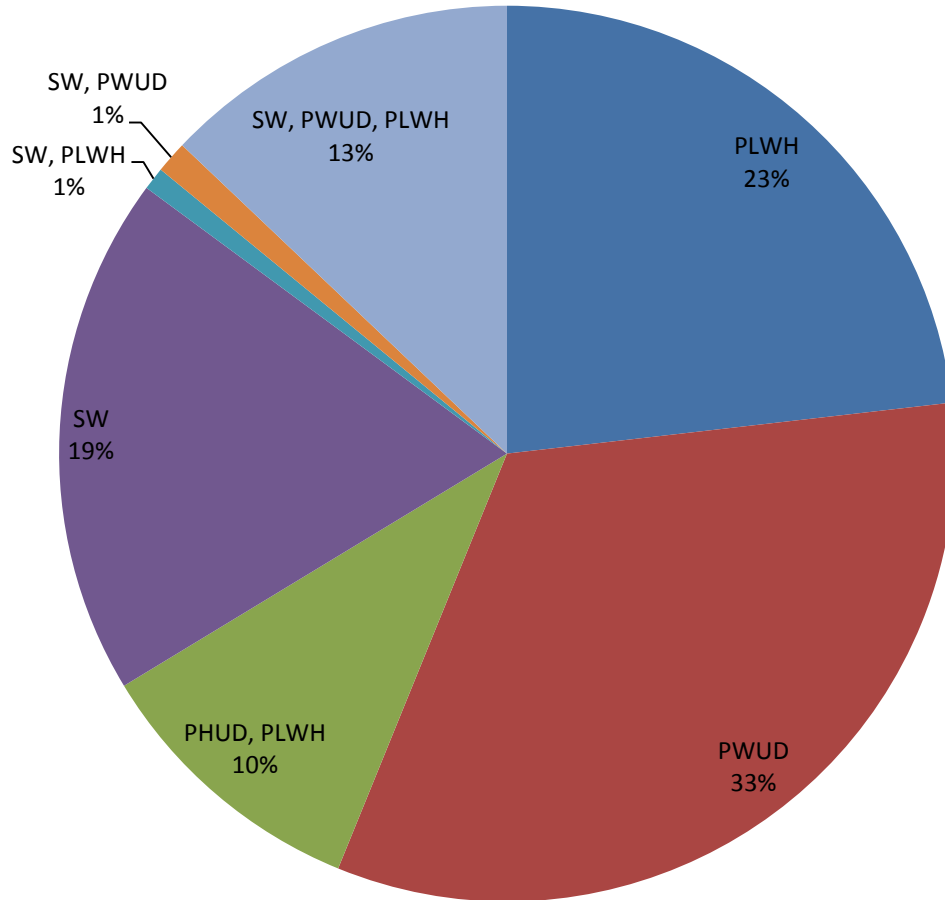
## Summary of Legal Services (by type)



## Summary of Legal Services (by type)

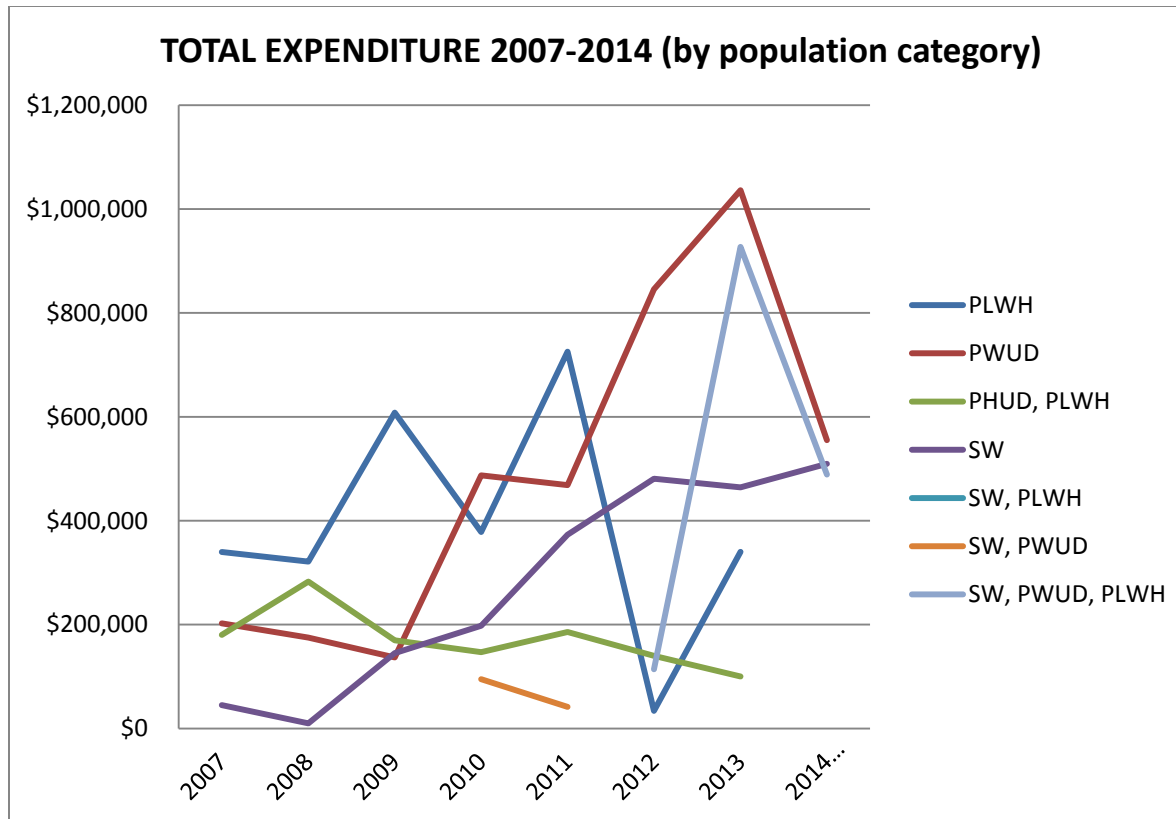
	2007	2008	2009	2010	2011	2012	2013	2014 (estimated)	TOTAL
Legal Services: Engaging Customary Legal Structures	\$25,000	\$231,230	\$139,500	\$135,000	\$150,000		\$75,000		\$755,730
Legal Services: General	\$29,546	\$146,660	\$196,104	\$356,336	\$446,260	\$557,681	\$396,354	\$334,350	\$2,463,291
Legal Services: Integrating Health & Legal Services	\$407,260	\$274,221	\$238,955	\$388,963	\$477,969	\$241,503	\$782,926	\$46,000	\$2,857,797
Legal Services: Paralegals		\$10,000	\$40,411	\$128,843	\$112,500	\$250,200	\$274,742	\$279,200	\$1,095,896
Legal Services: Virtual Legal Aid	\$40,560	\$75,000	\$26,560	\$95,000	\$98,481	\$99,970	\$134,999		\$570,570

## TOTAL EXPENDITURE 2007-2014 (by population category)



### TOTAL (by population category)

	TOTAL
PLWH	\$2,746,813
PWUD	\$3,906,321
PHUD, PLWH	\$1,205,587
SW	\$2,225,530
SW, PLWH	\$97,500
SW, PWUD	\$136,692
SW, PWUD, PLWH	\$1,530,154



### TOTAL (by population category)

	2007	2008	2009	2010	2011	2012	2013	2014 (estimated)	TOTAL
PLWH	\$339,870	\$321,230	\$607,938	\$378,356	\$725,419	\$34,000	\$340,000		\$2,746,813
PWUD	\$202,339	\$174,833	\$136,664	\$487,183	\$468,473	\$845,662	\$1,036,167	\$555,000	\$3,906,321
PHUD, PLWH	\$180,331	\$282,931	\$169,693	\$146,895	\$185,737	\$140,000	\$100,000		\$1,205,587
SW	\$45,000	\$10,000	\$145,083	\$197,892	\$373,103	\$480,712	\$464,190	\$509,550	\$2,225,530
SW, PLWH					\$67,500		\$30,000		\$97,500
SW, PWUD				\$95,000	\$41,692				\$136,692
SW, PWUD, PLWH						\$114,000	\$927,238	\$488,916	\$1,530,154

## TOTAL EXPENDITURE 2007-2014 (by geography)

